

Photo by Daniel Schludi on Unsplash

ALLIANZ RESEARCH

COVID-19 VACCINES:

A USD40BN REVENUE WINDFALL FOR PHARMACEUTICALS

04 February 2021

- 04 The Covid-19 crisis puts vaccine production in the spotlight
- 06 A game-changer for biotech firms, but not generic drugmakers

EXECUTIVE SUMMARY



Marc Livinec, Sector Advisor
+33 (0) 1 84 11 61 98
marc.livinec@eulerhermes.com

- **The race to find a cure for Covid-19 saw an estimated USD25bn spent on pharmaceutical R&D in 2020 alone, with half coming from the US's "Operation Warp Speed".** After a record pace of development, the global vaccination campaign against Covid-19 is well underway, but some countries are moving faster than others. Israel, the UK and the US are clearly leading in terms of doses administered per 100 people, with 48, 11 et 7, respectively, far ahead of Italy (2.5), Germany (2.3) or France (1.8). But as the spread of new Covid-19 variants continues, we expect global vaccination campaigns to ramp up as soon as next month now that both the US and the EU have approved the Pfizer/BioNtech, Lonza/Moderna and Oxford/AstraZeneca vaccines.
- **Patented drugmakers, i.e. biotech companies and Big Pharma, are set to be the winners of the game at the expense of generic manufacturers that are unable to cash in on the vaccine windfall.** 'Generic vaccines' would require too high a financial cost in additional clinical trials and manufacturing expenditures that cheaper prices could not make up for. That's why generic drugmakers are expected to post only +2% revenue growth in FY 2021, compared to +8% for Big Pharma and +21% for biotech drugmakers. In terms of profitability, the operating margin of generic drugmakers is expected to remain below 10% on a global average in 2021, versus nearly 30% for Big Pharma and a lavish 45% for biotechnological companies. However, the latter two segments will still need to watch out for pressure to lower drug prices and (much) less profitable drug wholesalers also wanting their share of the pie.
- **In the long-run, the success of previously unknown biotechnological drugmakers, notably Moderna and BioNtech, could be a game-changer for pharmaceuticals as a whole.** Barring any unexpected side effects in the long run, the Covid-19 vaccines created using mRNA technology could be the disruption needed in other therapeutic fields, including oncology, a five times bigger market than vaccines. In the future we might see (currently small) biotechnological companies swallowing the world's largest drugmakers eventually, instead of the other way around. Unlike Big Pharma however, biotech companies often lack knowledge in running drug manufacturing plants. Moreover, there is a huge difference in size: the world's 13 largest drugmakers – i.e. Big Pharma - account for about USD500bn of total revenues compared to near USD100bn for the 15 largest biotech companies. Partnerships between the two are hence the usual way biotech startups break into the pharmaceutical market, as seen in the collaboration between Pfizer and BioNtech.



Photo by Steven Cornfield on Unsplash

21%

**Expected rise in revenue for
Biotech drugmakers in 2021**

THE COVID-19 CRISIS PUTS VACCINE PRODUCTION IN THE SPOTLIGHT

After an estimated USD25bn invested in pharmaceutical R&D and a record pace of development, the global vaccination campaign against Covid-19 is well underway. But some countries are moving faster than others: Israel, the UK and the US are clearly leading the race in terms of doses administered per 100 people, with 48, 11 et 7, respective-

ly, far ahead of Italy (2.5), Germany (2.3) or France (1.8).

As the spread of new variants continues, it is all the more urgent to pick up speed. We expect vaccination campaigns to ramp up across the globe as soon as next month, now that both the US and the EU have approved the Pfizer/BioNtech, Lonza/Moderna and

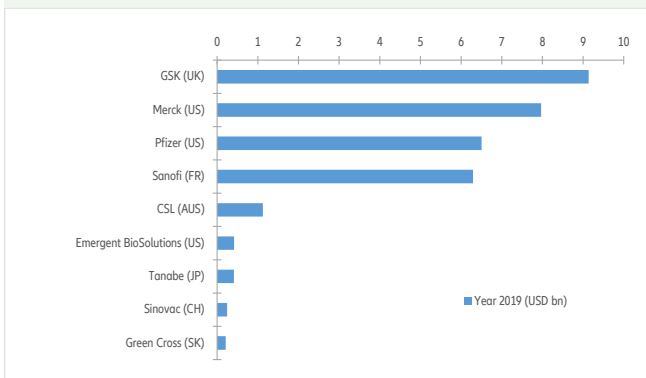
Oxford/AstraZeneca vaccines. We also expect the EMA to grant the approval of the German CureVac and the American J&J vaccines by next spring. China's and Russia's vaccines also shouldn't be disregarded since the former is set to be distributed across a few emerging countries.

Table 1: Different technologies in use for Covid-19 vaccines

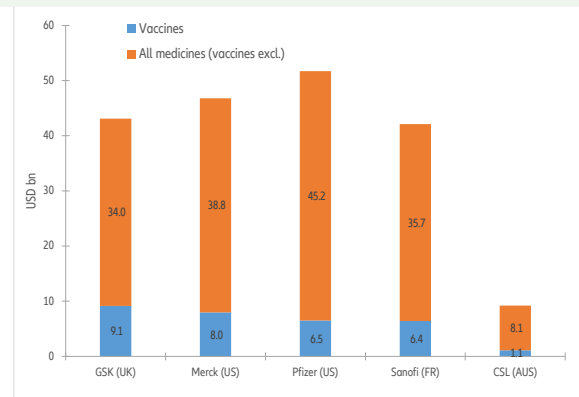
Type of technology	Company/vaccine	How they work
Messenger RNA	Pfizer/BioNtech and Moderna	Uses an mRNA sequence to instruct cells to build a disease-specific antigen to help the immune system recognize and prepare to fight infected cells. Require ultra-cold refrigeration but their very strong efficiency is not permanent.
Non-replicating viral vector (or adenovirus)	AstraZeneca, J&J, China's CanSino and the Russian Sputnik V	Contain millions of viral vectors manipulated to prevent replication. These do not require any cellular integration and minimize the risk of mutations. However, they need to be administered in high doses to elicit an immune response, making production difficult.
Whole virus	China's Sinovac and Sinopharm	Standard technology in which a pathogen is inactivated using chemicals or heat. However, these provide a low level of immunity, requiring several doses.
Protein-based technology	Sanofi/GSK and Novavax/Serum Institute of India	Uses protein antigens purified from the pathogenic organism or produced within a bacteria. These vaccines require a very complex manufacturing process that makes them very difficult to produce in large quantities.

Sources: Allianz Research, Euler Hermes, S&P

Vaccines share several common points with the broader drug manufacturing industry: (i) Significant barriers to entry, (ii) long production timelines, (iii) a high level of copyright protection, (iv) large regulatory requirements and (v) low sensitivity to the economic cycle. However, there are five key differences:

Figure 1: Yearly revenues of the largest vaccine manufacturers

Sources: Bloomberg, S&P, EvaluatePharma

Figure 2: Breakdown of 2019 revenues by company

Sources: S&P, Bloomberg, EvaluatePharma

- **The vaccine market is oligopolistic (Figures 1 and 2).** The global vaccine market generated around USD35bn of revenues in 2019, accounting for 3% of the USD1.100bn global drug market. Historically, the four main players have been GSK (UK), Merck (US), Pfizer (US) and Sanofi (France), which together usually account for 80% of total vaccine revenues every year. The next biggest vaccine players are lesser known: CSL (Australia), Tanabe (Japan), Sinovac (China) and Green Cross (South Korea). In comparison, world cancer drug sales – all related to the therapeutic area of oncology - were estimated at USD140bn in 2019. To say it another way, the population base of healthy individuals for preventative vaccines is much larger than for curing drugs. Besides, they often target younger people, focusing on childhood diseases. As a result, vaccines are usually considered as a volumes market more than an expensive segment.
- **Vaccines enjoy (very) limited competition from other types of medicines.** Consolidation among Big Pharma has slashed the number of global drugmakers over the last two decades and this trend has been even stronger for vaccine manufacturers. Economies of scale resulting in vaccines manufactured in 'captive' plants and the tight standards demanded by regulators are significant barriers to entry.
- **Unlike other patented drugs, which**

grapple with copycats as soon as they become off-patent, vaccines appear to be immune to generics' competing offers. Most of the 15 highest revenue-generating vaccines are actually off-patent but 'generic vaccines' – as well as biosimilars - would require too high a financial cost in additional clinical trials and manufacturing expenditures that cheaper prices could not make up for. Patented drugs manufactured out of chemical combinations are always a target for generic makers because they do not require any further clinical trials or a dedicated plant for approval by regulatory agencies.

- **Vaccines benefit from substantial help of governments and humanitarian organizations such as UNICEF and WHO.** These play an active role in shoring up the required investments for new vaccines and make it possible for vaccines to be sold not only in mature but also developing countries. Moreover, academic and public institutions are usually better positioned to get additional funds in the development of vaccines against epidemics whether they are short-lived or not and to bring private drugmakers into these development projects as a result. Public health institutions also often promote vaccines for national health or national security interests. Governments also account for a large part of vaccine purchases, especially for ones against childhood diseases.

The benefits of governments' substantial financial aid to laboratories is offset by their usual demand of getting a reasonable enough selling price. Public institutions also succeed in asking for low vaccine prices for poor countries because they benefit from significant pledged resources, as is the case for the public-private partnership Gavi whose total funds amount to USD11bn.

- **Since they are (very) few within the pharmaceutical market, vaccine makers enjoy good enough profitability on newer and higher-priced vaccines, helped by the lifespan of their products beyond patent expiration.** However, vaccine prices usually remain (much) below the dose price of patented drugs such as antivirals. For instance, Gilead sells its Remdesivir drug at around USD2,000 while Moderna's Covid-19 vaccine price is allegedly sold around USD25 in mature countries. As part of the "Warp Speed" operation in the US, the government said that it would pay the BioNTech/Pfizer partnership USD2bn to produce and deliver 100 million doses of their Covid-19 vaccine, putting the average cost at USD20 per dose. The pricing power of vaccines, more limited than expected, is made up for by the huge volumes of sales across population, especially if related to a global health problem. As a result, despite lower prices, vaccine makers can still reap the fruits of their R&D.

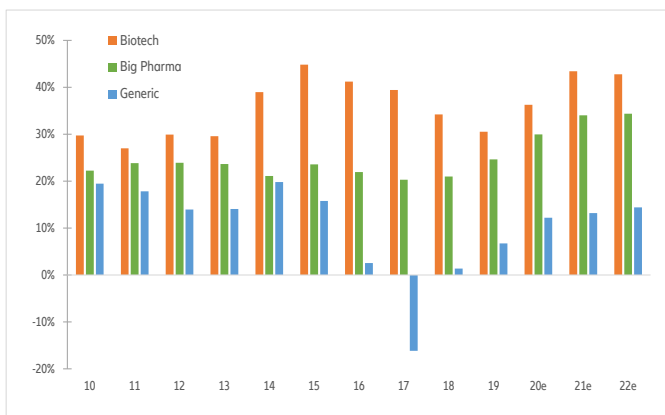
A GAME-CHANGER FOR BIOTECH FIRMS, BUT NOT GENERIC DRUGMAKERS

To find out what the Covid-19 vaccination campaign means for the pharmaceutical players, we first need to make a clear distinction between generic and patented drugmakers from a financial point of view. Indeed, the three main players across the manufacturing field of medicines have not enjoyed the same level of profitability (Figure 3) since the beginning of the last decade.

In terms of operating margin, generic makers¹ appear to be three times less profitable than patented drug manufacturers, either biotechnological² or BigPharma³. More interestingly, generic drugmakers have been almost five times more leveraged than either biotech or Big Pharma makers since 2016 (Figure 4). Their indebtedness ratio calculated by

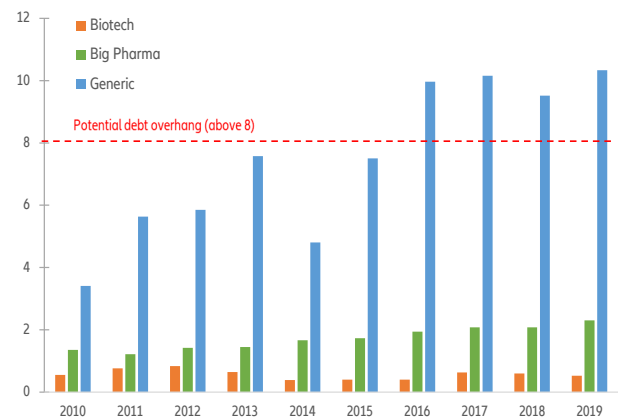
‘financial debts / total equity’ amounted to 140% in the last two years. This high indebtedness has stemmed from the struggling behemoth TEVA whose long-term financial debt ballooned from USD8bn to USD30bn back in 2016 due to huge operating losses and the (very) difficult merger of Actavis

Figure 3: Average operating margin by type of drugmaker



Sources: Bloomberg, Euler Hermes, EvaluatePharma

Figure 4: Leverage by type of drugmaker



Sources: Bloomberg, Euler Hermes

¹ Panel of our generic drugmakers: Dr Reddy's, Bausch (ex-Valeant), Teva, Ipca, Endo, Viatrix (ex-Mylan), Perrigo, Aurobindo, Stada, Sun, Cipla, Lupin, Celltrion, Biocon, Hikma, Richter, Sawai, Cadila and Glenmark.

² Panel of our biotech drugmakers: Alexion, Amgen, Biogen, Gilead, Grifols, Valneva, UCB, Regeneron, CSL, Moderna, BioNtech, Vertex, Curevac and Novavax.

³ Panel of our Big Pharma: Pfizer, Sanofi, GSK, Abbvie, Eli-Lilly, Novartis, Roche, BMS, Merck, AstraZeneca and J&J.

All in all, generic drugmakers are far away from taking advantage of the vaccine boon. They also have to cope with the absence of new patent cliffs in the two years ahead. So, notwithstanding TEVA being closer to leaving behind its strong difficulties, we do not expect generic drugmakers to see their profitability surging going forward. The irony here is that in the middle of last decade itself they were seen as the way to cut back on too high drug expenditures worldwide, especially across mature countries, which is no longer a priority for governments.

In contrast, we expect patented drugmakers, especially biotechnological firms, to hit the jackpot. However, there is a distinction to be made between Big Pharma (Figure 5) and biotechnological laboratories, firstly because Big Pharma accounts for more than half of global pharmaceutical sales and secondly because biotechnological firms are usually much less known by the public, except for Gilead and Amgen, and more recently Moderna and BioNtech of course.

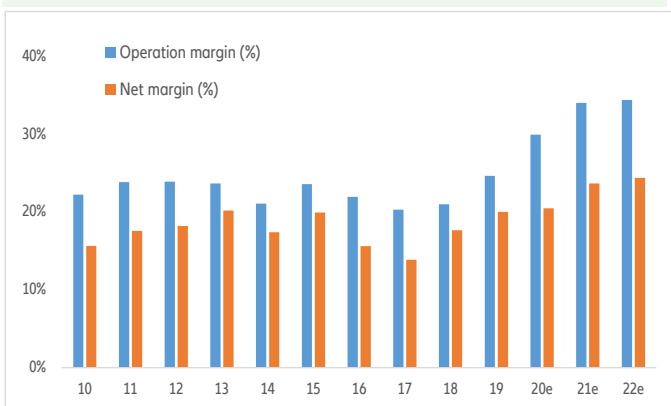
Before the pandemic, Big Pharma's average operating margin evolved around 20% and would hardly rise above this level (Figure 5). But the Covid-19 crisis should enable them to break through this limit: we expect their profitability to surge to 34% as soon as next year, representing a ten-point rise in operating margin.

The new vaccines require most of Big Pharma's manufacturing base to work at full speed, taking full advantage of economies of scale. Big Pharma is also in a better position than biotechnological start-ups to negotiate a right vaccine price from governments and public institutions, and more comfortable with supporting a high Working Capital Requirement due to the close link with public client payments. The drawback is the fate of liability issues that manufacturing laboratories are theoretically in charge of. As technologies used for the Covid-19 vaccines are mostly innovative, notably the mRNA one, drugmakers should take care of putting some cash reserves aside to address any future penalties in case undesirable secondary effects surge.

The second category of patented drugmakers, biotechnological laboratories, are the real winners and could even be entering a golden era if governments make it easier to gain approval for their innovative drugs. In 2020, these companies proved their agility and flexibility, developing Covid-19 vaccines on a very short timeline instead of the average of eight years. Biotechnological laboratories are poised to benefit from the global vaccination campaign as the number of people to be vaccinated is more than enough to make up for a low selling price, especially if these vaccines need to be taken once a year as is already the case for classical flu vaccines.

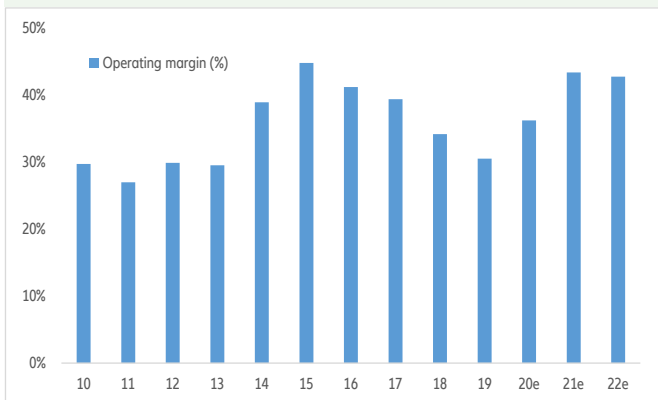
Their success could see new investors financing R&D or other spending and they even could turn the pharmaceutical business model upside down, taking over Big Pharma players and not the other way around. The biotechnological drug segment is expected to boast a copious 40% operating margin as soon as this year itself and to keep up this level of profitability next year (Figure 6).

Figure 5: Average profitability rate for the 11 largest drugmakers



Sources: Bloomberg, companies, consensus estimates, Euler Hermes

Figure 6: Largest biotech drugmakers



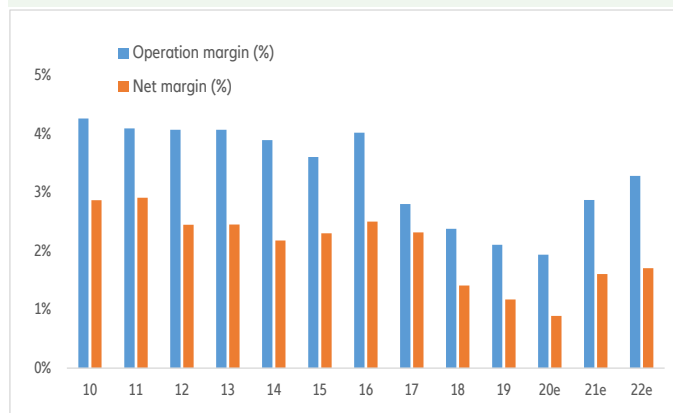
Sources: Bloomberg, companies, consensus estimates, Euler Hermes

More importantly, through the innovative mRNA technology, some of these biotechnological firms might be closer to finding out a revolutionary way of curing much more deadly diseases, including cancers. This would be a kind of Copernican revolution across that could mark Peak Big Pharma. However, biotechnological companies usually lack enough producing plants and manufacturing factories. So they give product licenses to Big Pharma as well as subcontractors, which is why they are often bought out eventually.

Overall, Big Pharma has already started cashing in on the Covid-19 vaccine fallout but they would need to be wary of new entrants in the game that hold up the independence of their shareholding structures. Big Pharma is known to be generous in its distribution of dividends to keep shareholders in place but this has made their financial structure weaker. The skyrocketing price they would have to pay for taking over any successful biotechnological firms could make them too highly indebted. Big Pharma should also be

worried by the downstream part of the industry, namely the drug wholesalers⁴ (Figure 7). Hardly profitable over the last 10 years – and 40 times less profitable than biotechnological drugmakers in terms of operating margin - drug wholesalers aren't able to take their share of the pie as they are forced by governments into selling vaccines at as low a price as possible.

Figure 7: Average profitability rate for 11 largest drug wholesalers



Sources: Bloomberg, companies, consensus estimates, Euler Hermes

⁴ Panel of worldwide drug wholesalers: Walgreen, CVS Health, Cardinal Health, Celesio, McKesson, Alfresa, Galenica, Zur Rose, Sinopharm, China Resources Pharma, Shanghai Pharma and AmerisourceBergen

OUR TEAM

Chief Economist of Allianz and Euler Hermes



Ludovic Subran
Chief Economist
ludovic.subran@allianz.com

Head of Economic Research, Euler Hermes



Alexis Garatti
alexis.garatti@eulerhermes.com

Head of Capital Markets Research



Eric Barthalon
eric.barthalon@allianz.com

Head of Insurance, Wealth and Trend Research



Arne Holzhausen
arne.holzhausen@allianz.com

Macroeconomic Research



Ana Boata
Head of Macroeconomic
Research
ana.boata@eulerhermes.com



Katharina Utermöhl
Senior Economist for Europe
katharina.uterhoehl@allianz.com



Selin Ozyurt
Senior Economist for France
and Africa
selin.ozyurt@eulerhermes.com



Françoise Huang
Senior Economist for APAC
francoise.huang@eulerhermes.com



Manfred Stamer
Senior Economist for Middle East
and Emerging Europe
manfred.stamer@eulerhermes.com



Georges Dib
Economist for Latin America, Spain,
Portugal and Trade
georges.dib@eulerhermes.com



Dan North
Senior Economist for North
America
dan.north@eulerhermes.com

Capital Markets Research



Jordi Basco Carrera
Fixed Income Strategist
jordi.basco_carrera@allianz.com



Michaela Grimm
Senior Expert, Demographics
michaela.grimm@allianz.com



Lina Manthey
Equities Strategist
lina.manthey@allianz.com



Markus Zimmer
Senior Expert, ESG
markus.zimmer@allianz.com



Patrick Krizan
Senior Economist for Italy and
Greece, Fixed Income
patrick.krizan@allianz.com



Patricia Pelayo Romero
Expert, Insurance
patricia.pelayo-romero@allianz.com

Sector Research



Maxime Lemerle
Head of Sector Research
maxime.lemerle@eulerhermes.com



Aurélien Duthoit
Sector Advisor for Retail, Technology and Household
Equipment
aurelien.duthoit@eulerhermes.com



Marc Livinec
Sector Advisor for Chemicals,
Pharmaceuticals, Transportation,
Agrifood and Transport Equipment
marc.livinec@eulerhermes.com



Ano Kuhanathan
Sector Advisor and Data Scientist
ano.kuhanathan@eulerhermes.com

RECENT PUBLICATIONS

03/02/2021	Vaccination delay to cost Europe EUR90bn in 2021
27/01/2021	Allianz Regional Pension Report 2021: Asia
26/01/2021	EU vs. U.S. vs. China: The hot race for green tech dominance to cool the global climate
20/01/2021	President Biden's inauguration: 100 days to save America?
19/01/2021	Allianz Risk Barometer 2021
18/01/2021	The world is moving East, fast
14/01/2021	Germany: The economic growth rollercoaster continues in 2021
13/01/2021	Change? What change? Saving behaviors post Covid-19?
12/01/2021	Brexit in times of Covid-19
18/12/2020	'Dear Santa': Our economists' wish list for 2021
18/12/2020	2021-2022: Vaccine economics
15/12/2020	US & EMU Corporate Spreads: There is only so much QE can do
10/12/2020	Global Supply Chain Survey: In search of post-Covid-19 resilience
09/12/2020	Wanted: Public borrowers of last resort
03/12/2020	ECB: Another EUR1.6tn in QE to reach the light at the end of the tunnel
02/12/2020	France: Improved confidence will boost consumer spending by EUR10bn in 2021
01/12/2020	French and German savers: the unequal twins
26/11/2020	Global sovereign debt market: not seeing the trees for the forest
25/11/2020	U.S. & Eurozone sectors: hunting for the weak links
24/11/2020	Europe: 1 in 4 corporates will need more policy support in 2021 to avert a cash-flow crisis
20/11/2020	Saving Christmas: a EUR18bn challenge for French non-essentials retailers
19/11/2020	Financial and risk literacy survey: resilience in the time of Corona
17/11/2020	EU carbon border adjustments and developing country exports: saving the worst for the last
17/11/2020	RCPE: common rule of origin could boost regional trade by around USD90bn annually
16/11/2020	Emerging Europe: The balance of risks is tilted to the downside
11/11/2020	Zero interest rates: redistribution through the backdoor
10/11/2020	Emerging Markets: heading for a China-less recovery?

Discover all our publications on our websites: [Allianz Research](#) and [Euler Hermes Economic Research](#)

Director of Publications: Ludovic Subran, Chief Economist
Allianz and Euler Hermes
Phone +33 1 84 11 35 64

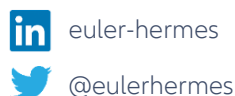
Allianz Research
https://www.allianz.com/en/economic_research

Königinstraße 28 | 80802 Munich |
Germany
allianz.research@allianz.com



Euler Hermes Economic Research
<http://www.eulerhermes.com/economic-research>

1 Place des Saisons | 92048 Paris-La-Défense
Cedex | France
research@eulerhermes.com



FORWARD-LOOKING STATEMENTS

The statements contained herein may include prospects, statements of future expectations and other forward-looking statements that are based on management's current views and assumptions and involve known and unknown risks and uncertainties. Actual results, performance or events may differ materially from those expressed or implied in such forward-looking statements.

Such deviations may arise due to, without limitation, (i) changes of the general economic conditions and competitive situation, particularly in the Allianz Group's core business and core markets, (ii) performance of financial markets (particularly market volatility, liquidity and credit events), (iii) frequency and severity of insured loss events, including from natural catastrophes, and the development of loss expenses, (iv) mortality and morbidity levels and trends, (v) persistency levels, (vi) particularly in the banking business, the extent of credit defaults, (vii) interest rate levels, (viii) currency exchange rates including the EUR/USD exchange rate, (ix) changes in laws and regulations, including tax regulations, (x) the impact of acquisitions, including related integration issues, and reorganization measures, and (xi) general competitive factors, in each case on a local, regional, national and/or global basis. Many of these factors may be more likely to occur, or more pronounced, as a result of terrorist activities and their consequences.

NO DUTY TO UPDATE

The company assumes no obligation to update any information or forward-looking statement contained herein, save for any information required to be disclosed by law.