

Euler Hermes Finland

GET STARTED WITH EOLIS SIMPLICITY



A company of **Allianz** 

 EULER HERMES

1. First time you log on

First time you log on EOLIS, you will need the password provided to you along your unique 8 digit user ID.

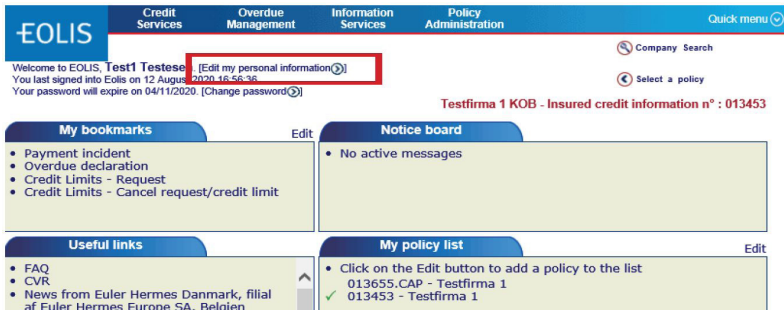
Upon logging in, you will be asked to create your own custom password. Your password need to contain the following elements:

- Must be at least 8 characters.
- Must be a combination of uppercase (A-Z) and lowercase (a-z) letters and numbers (0-9).
- It must not consist of your first and last name.
- It must be different from the previous password.

For additional protection, your password in only valid for 90 days - you will automatically be prompted to change at that time.

Once you have changed your password, you will enter EOLIS. Remember to read the text in the message box that appears.

It is important that you subsequently go to the top and select **Edit my personal information** and fill in the fields. Note that in the **Surname** field you **MUST** write in capital letters.



Notice!

Remember to allow pop-ups before you logon to EOLIS.

2. Apply for cover on a new debtor

Click on "Credit Services".

The screenshot shows the EOLIS web interface. The top navigation bar includes 'Credit Services' (highlighted with a red box), 'Overdue Management', 'Information Services', and 'Policy Administration'. Below the navigation bar, the 'Company Identification' form is displayed. The form has a header with 'Company Identification' and 'Testfirma 1 KOB - Insured credit information n° : 013453'. The form contains several sections: a mandatory country selection (DENMARK), a search method selection (radio buttons for 'Search by identifier' and 'Search Criteria'), and address fields (Company/Business Name, Street Number, Post/Zip Code, Street Name, Town, and Phone number). At the bottom of the form, there are 'Continue' and 'Clear' buttons.

Fill in the search fields and press "Continue"

Select the correct debtor from the result list by clicking on the Company/Business Name.

The screenshot shows the EOLIS web interface displaying search results. The browser title is 'Euler Hermes - Windows Internet Explorer'. The navigation bar is the same as in the previous screenshot. The main content area is titled 'Company search results' and contains a table with the following data:

Identifier	Euler ID	Company/Business Name	Address
[blurred]	004	Abc T	Itg
[blurred]	008	Abc	Slic
[blurred]	010	Abc E	Pc
[blurred]	004	A/E	Gam

Below the table, it says '4 records found.' and 'Page 1/1'. There are download options for 'CSV' and 'Excel'. At the bottom, there is a 'Not found' button and a 'New Search' button.

If the correct debtor is not on the list, click on "Not found" at the bottom.

EOLIS	Credit Services	Overdue Management	Information Services	Policy Administration	Quick menu
	Credit Limits	Grade			Company Search

[Welcome](#) > [Credit Services](#) > [Credit Limits](#) > [Request](#)

[Select a policy](#)

Testfirma 1 KOB - Insured credit information n° : 013453

No companies could be found for the search criteria entered. However, you can still log your request by clicking Continue. A search will be carried out using the information entered and an answer will be communicated to you as soon as possible. Otherwise you can click New Search to refine your search criteria.

[Continue](#) [Back](#) [New Search](#)

Click on "Continue".

Fill in all the information you have about the debtor - fields marked with * are mandatory. Click on "Continue" and your request will be sent to us.

EOLIS	Credit Services	Overdue Management	Information Services	Policy Administration	Quick menu
	Credit Limits	Grade			Company Search

[Welcome](#) > [Credit Services](#) > [Credit Limits](#) > [Request](#)

[Select a policy](#)

Testfirma 1 KOB - Insured credit information n° : 013453

Additional information

* The field "Town" or the field "Post Code" has to be filled

Company/Business Name : Bygma A/S
Country of Buyer : DENMARK
National ID : CVR (Denmark) (I.e. Full names of the proprietor(s) or partners, or an alternative trading name for the buyer)
Additional Name 1 :
Additional Name 2 :
Street Number :
Street Name :
Additional Line :
* Town :
* Post Code :
Phone Number :

* The field "Town" or the field "Post Code" has to be filled

[Continue](#) [New Search](#)

Enter your reference number (optional) and press "Continue".

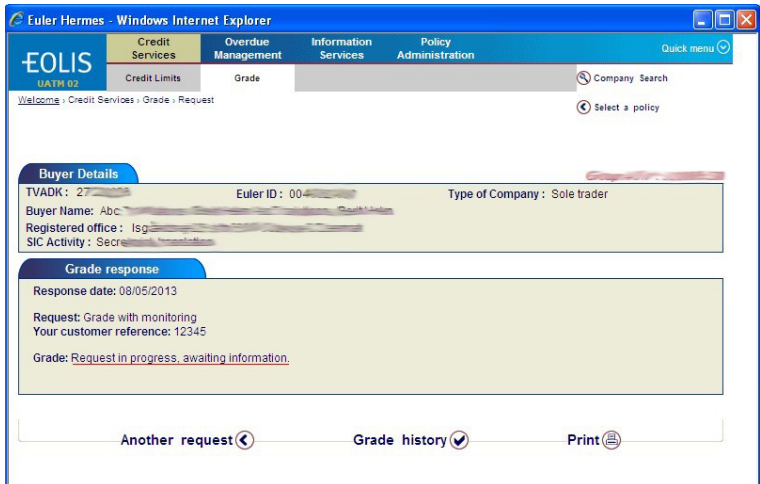
The screenshot shows the Euler Hermes web application interface. The top navigation bar includes 'Credit Services', 'Overdue Management', 'Information Services', and 'Policy Administration'. The 'Credit Services' section is active, showing 'Credit Limits' and 'Grade' options. The breadcrumb trail is 'Welcome > Credit Services > Grade > Request'. The 'Buyer Details' section contains the following information: TVADK: 27, Euler ID: 00, Type of Company: Sole trader, Buyer Name: Abc, Registered office: Isg, and SIC Activity: Sec. Below this, a message states: 'If the details above are not for the required buyer, click here to select the correct buyer.' The 'Grade request' section shows 'You have requested grade with monitoring on the above buyer.' and 'Your customer reference: 12345'. At the bottom, there are 'Back' and 'Continue' buttons.

If the information is correct then press "Confirm".

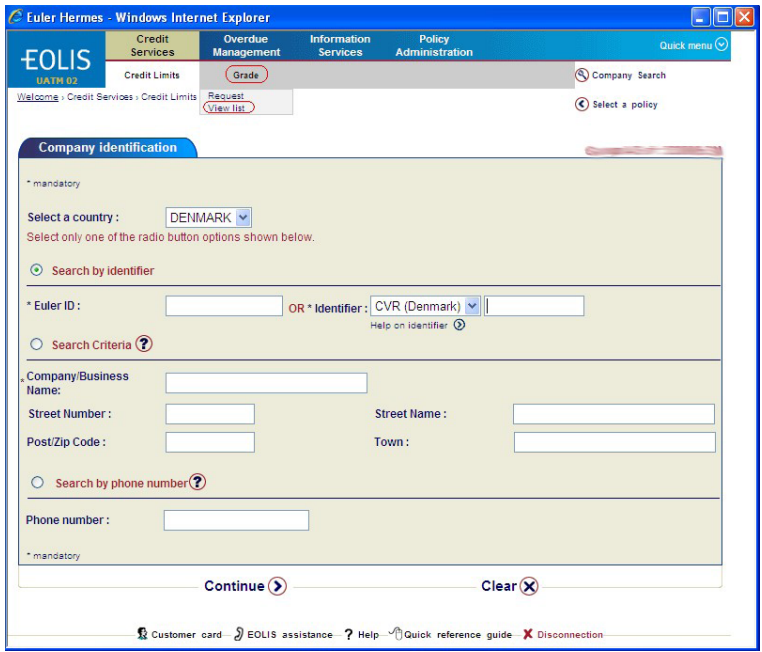
The screenshot shows the Euler Hermes web application interface at the 'Grade confirmation' step. The top navigation bar and breadcrumb trail are the same as in the previous screenshot. The 'Buyer Details' section contains the following information: TVADK: 27, Euler ID: 004, Type of Company: Sole trader, Buyer Name: Abc, Registered office: Isg, and SIC Activity: Sec. Below this, a message states: 'If the details above are not for the required buyer, click here to select the correct buyer.' The 'Grade confirmation' section shows 'Request: Grade with monitoring' and 'Your customer reference: 12345'. A message below reads: 'If the information above is correct, please click on the 'Confirm' button. Otherwise, click on the 'Modify' button to change your request.' At the bottom, there are 'Modify' and 'Confirm' buttons. The footer contains links for 'Customer card', 'EOLIS assistance', 'Help', 'Quick reference guide', and 'Disconnection'.

The result of the request is shown.

The result can either be the valid grade for the buyer or your request will be handled by an underwriter, like below.



For viewing buyers with monitoring - use menu "Credit Services", Sub menu "Grade" and choose "View list".



Enter your selection criteria for the list or use the default criterias and press "View".

Euler Hermes - Windows Internet Explorer

EO LIS UATHM 02

Credit Services | Overdue Management | Information Services | Policy Administration

Quick menu

Welcome | Credit Services | Grade | View list

Company Search

Select a policy

Selection criteria

Grade enquiry

Buyer: All
 Buyer name
 Euler ID
 Customer reference:

Type of response: Grade with monitoring

Status: All

Country: All

Decision date: From To (dd/mm/yyyy)

Sort by: Response date descending

View

If you want to see details of the grade decision for a specific buyer, click on the Company Name of the buyer.

Euler Hermes - Windows Internet Explorer

EO LIS UATHM 02

Credit Services | Overdue Management | Information Services | Policy Administration

Quick menu

Welcome | Credit Services | Grade | View list

Company Search

Select a policy

List of grade requests

Identifier	Euler ID	Company name	Country	Reference	Grade	Status	Buyer status	Cancel
33	89	Abc	Denmark	123456	08	answered	Active	Cancel
25	40	ABC	Denmark	TEST CP	08	answered	Active	Cancel
27	40	Abc	Denmark	12345		In Progress	Active	Cancel
13	87	A B C	Denmark	123456		In Progress	Active	Cancel

4 records found.

Page 1/1

Download options:

NB : Click on the 'Company name' to view the 'GI-GR Details'.
 To cancel a 'grade monitoring' on a buyer, click on the corresponding 'Cancel' button.
 * : the grade is under examination
 Reason for buyer status closed is displayed in tooltip on mouse over on the buyer status

New search

You can also see decision history for a specific buyer by pressing "History".

The screenshot shows the Euler Hermes OLIS interface in a Windows Internet Explorer browser. The navigation menu includes Credit Services, Overdue Management, Information Services, and Policy Administration. The current page is 'Credit Services > Grade > View list'. The 'Buyer Details' section shows: TVADK: 337, Euler ID: 009, Type of Company: APS, Buyer Name: Abc, Registered office, and SIC Activity: Oth spec constructn. The 'Grade Details' section shows: Grade: 08, Response date: 09/04/2013, Status: answered, and Your customer reference: 123456. At the bottom, there are buttons for Back, Print, and History.

If several decisions exist for the buyer, then the Policy response date and response grade is shown for each decision.

The screenshot shows the Euler Hermes OLIS interface in a Windows Internet Explorer browser. The navigation menu is the same as in the previous screenshot. The current page is 'Credit Services > Grade > View list'. The 'Buyer Details' section is the same as in the previous screenshot. The 'Grade monitoring history' section shows a table with the following data:

Response date	Grade
09/04/2013	08

Below the table, it says '1 record found.' and 'Download options: CSV | Excel'. At the bottom, there is a 'Back' button.

You can also see a chart of the current grade statistics for all your buyers by pressing "Chart".

The screenshot shows the Euler Hermes web application interface. At the top, there is a navigation bar with tabs for 'Credit Services', 'Overdue Management', 'Information Services', and 'Policy Administration'. The 'Credit Services' tab is active, and the 'Grade' sub-tab is selected. Below the navigation bar, there is a 'List of grade requests' table with the following data:

Identifier	Euler ID	Company name	Country	Reference	Grade	Status	Buyer status	Cancel
33	99	Abc	Denmark	123456	08	answered	Active	Cancel
25	40	ABC	Denmark	TEST_CP	08	answered	Active	Cancel
27	40	Abc	Denmark	12345		In Progress	Active	Cancel
12	87	A B C	Denmark	123456		In Progress	Active	Cancel

Below the table, it indicates '4 records found.' and 'Page 1/1'. There are download options for 'CSV' and 'Excel'. A note below the table reads: 'NB : Click on the 'Company name' to view the 'GI-GR Details'. To cancel a 'grade monitoring' on a buyer, click on the corresponding 'Cancel' button. *: the grade is under examination Reason for buyer status closed is displayed in tooltip on mouse over on the buyer status'. At the bottom, there is a 'New search' button and a 'Chart' button.